

Project : _____ **Customer :** _____ **Project Code :** _____
Quotation : _____ **Date :** 15 November 2024



MaXfan2
 45-1 MaXfan2/16/4/5//
 Lead time may vary based on stock availability at time of order. Please refresh the lead time in the project or reselect the fan before placing an order.

PRODUCT	
Model Code	45-1 MaXfan2/16/4/5//
Fan Diameter	450 mm
Impeller	5 Blades, Angle
Installation	Type D - Form A, B
Fan Casing	Long Case

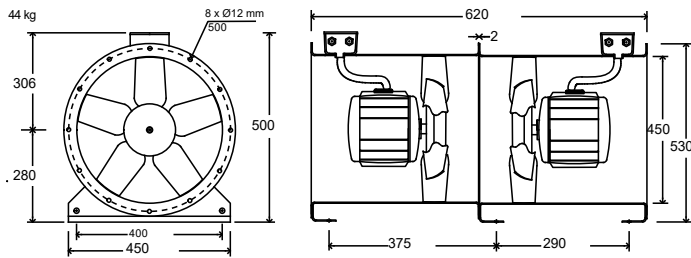
PERFORMANCE [2 STAGES]	
Requested Duty	0.000 m³/s @ 0.000 Pa (Static)
Actual Duty	0.000 m³/s @ 0.000 Pa (Static)
Outlet Dynamic Pressure	0.000 Pa
Velocity	0.00 m/s

MOTOR [PER STAGE]	
Motor Rating	0.520 kW [CT5 Frame - 4 Pole]
Full Load Current	3.9 A
Starting Current	7.8 A
Electrical Supply	220 - 240 Volts 50 Hz 1 Phase
Motor Winding	Standard
Motor Type	Pad - Class F Insulation

EFFICIENCY GRADES	
ErP [FMEG] Rating	Not ErP Compliant

ENVIRONMENT	
Air Density	1.2 kg/m³ / 20 °C / 0 m / 40% RH
Smoke Venting	No Smoke Venting
Operating Environment	Normal

PRODUCT DIMENSIONS

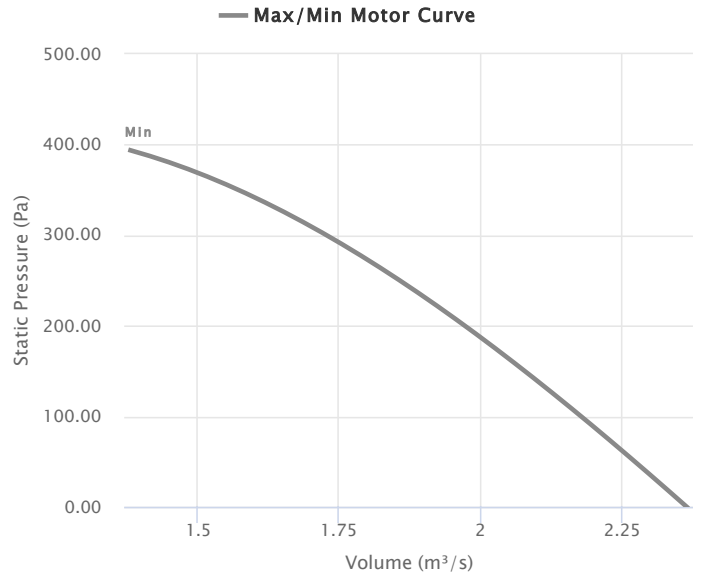


This drawing shows dimensions that should be used as a guide only and are subject to change. Certified drawings are available on request.

MECHANICAL	
Casing	450mm # Casing
Impeller	Hub, Blades
Operating Temperatures	-40 °C to 50 °C (95% Max Relative Humidity)
Weight	44kg

COMMENTS

FAN PERFORMANCE CURVE



ACOUSTICS

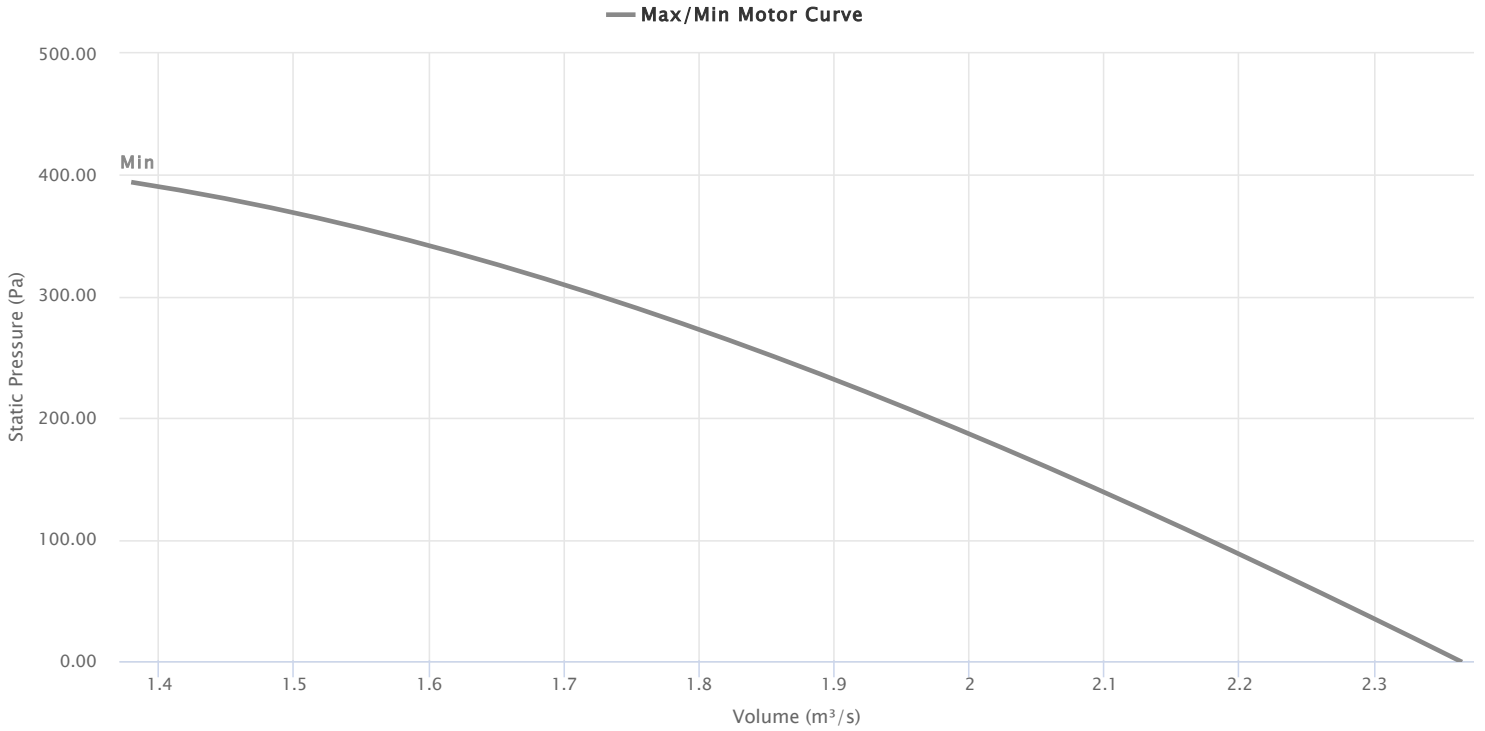
Sound Spectrum (Hz)							Overall		Distance (3 m)
125	250	500	1k	2k	4k	8k	Lw*	LWA*	LpA @ 3 m **
Sound Data At Requested Duty.							* Lw dB re 10 ⁻¹² W		** dBA re 2x10 ⁻⁵ Pa

FAN & ACCESSORIES

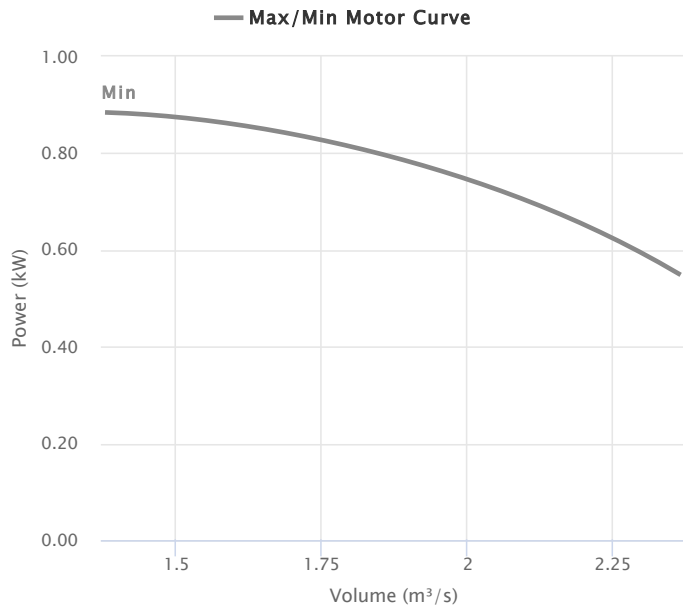
Item Description	Part Number	Qty
45-1 MaXfan2/16/4/5//	EQ461477	1

Project : _____ **Customer :** _____ **Project Code :** _____
Quotation : _____ **Date :** 15 November 2024

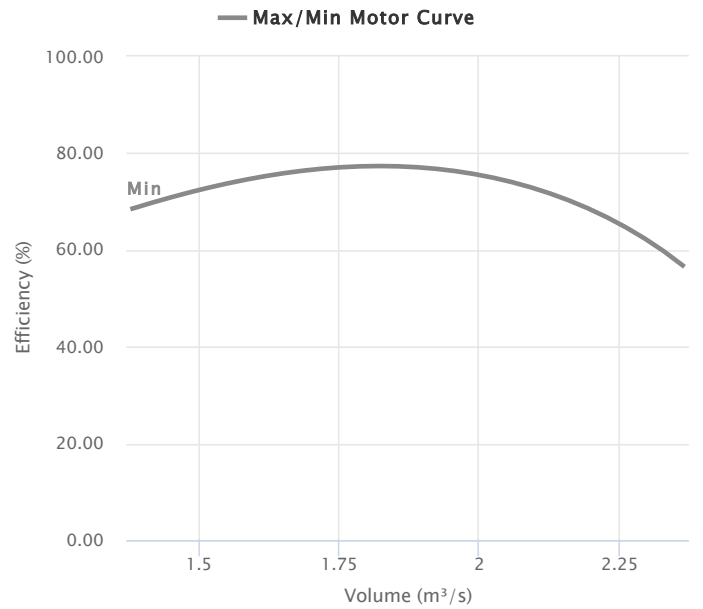
AERODYNAMIC



POWER CHART



EFFICIENCY CHART

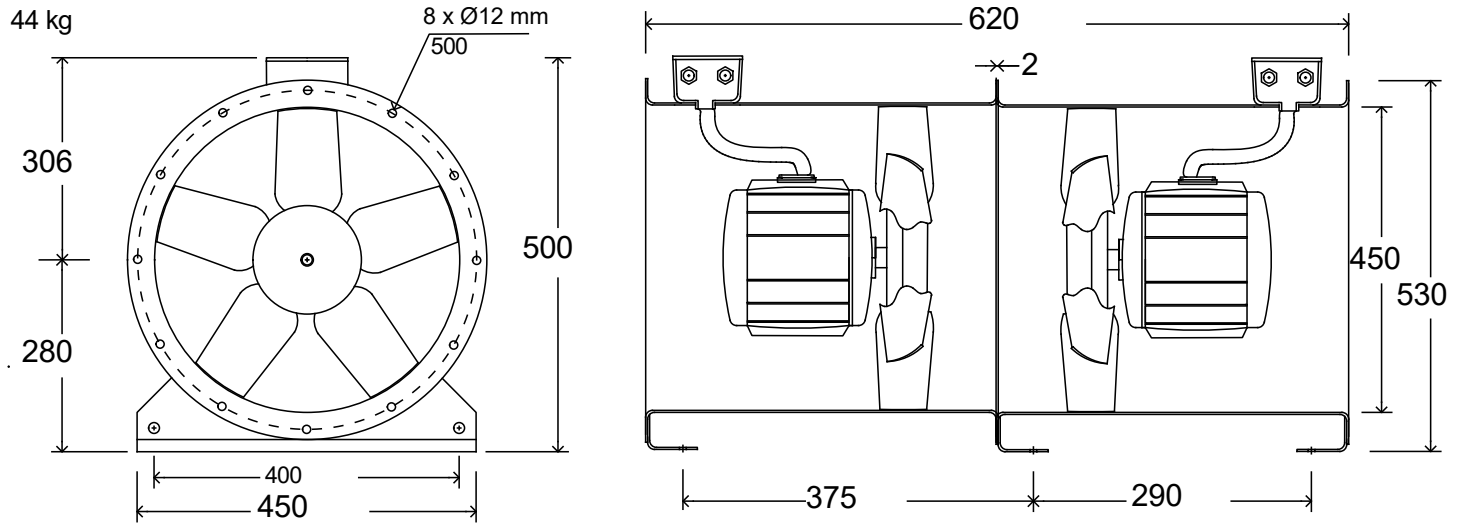


ACOUSTICS

Sound Spectrum (Hz)								Overall	
125	250	500	1k	2k	4k	8k	Lw*	LpA @ 3 m **	
Sound Data At Requested Duty .								* Lw dB re 10 ⁻¹² W	** dBA re 2x10 ⁻⁵ Pa

Project : Customer : Project Code :
Quotation : Date : 15 November 2024

PRODUCT DIMENSIONS



ACCESSORY DIMENSIONS

Project : **Customer :** **Project Code :**
Quotation : **Date : 15 November 2024**

MAXFAN

PERFORMANCE NOTES

Performance data has been derived from tests carried out in a Flakt Woods laboratory, in accordance with ISO 5801 and is specifically applicable for Ducted installations. When an electronic controller is incorporated, motor noise may increase slightly - particularly when the operating speed is well below maximum. We therefore recommend using an auto transformer speed controller for noise sensitive applications. Bifurcated Axial fans are ErP exempt, where the in-duct air temperature is continuously greater than 100°C. This fan variant should not be used within EEA countries at lower temperatures

ACOUSTIC NOTES

Performance data has been derived from tests carried out in a Flakt Woods laboratory, in accordance with ISO 5801 and is specifically applicable for Ducted installations. When an electronic controller is incorporated, motor noise may increase slightly - particularly when the operating speed is well below maximum. We therefore recommend using an auto transformer speed controller for noise sensitive applications. Bifurcated Axial fans are ErP exempt, where the in-duct air temperature is continuously greater than 100°C. This fan variant should not be used within EEA countries at lower temperatures.